



Certain statements in this document may be forward-looking statements. Such forward-looking statements are subject to certain risks and uncertainties like regulatory changes, local political or economic developments, and many other factors that could cause our actual results to differ materially from those contemplated by the relevant forward-looking statements. PDS Multinational Group will not be in any way responsible for any action taken based on such statements and undertakes no obligation to publicly update these forward-looking statements to reflect subsequent events or circumstances. Income represents Gross profit, which is actual receipt of payment for PDS Multinational Fashions



Operational & Financial Highlights Q2 & H1 FY2017



Management's Message



Company Overview

Quick Facts about PDS

190+

GLOBAL
LEADING
RETAILERS AND
BRANDS AS
CUSTOMERS

2,300

ASSOCIATES
WORLDWIDE

31

OPERATES IN
OVER

OFFICES
ACROSS 18
COUNTRIES

150

OWN
DESIGNERS IN
KEY MARKETS

4,308

REVENUES
STOOD AT

RS. CRORE IN
FY16

610

INCOME
STOOD AT

RS. CRORE IN
FY16

0.03

LONG-TERM
DEBT / EQUITY
RATIO

1,000

OPERATES

MACHINES IN
FACTORIES

57

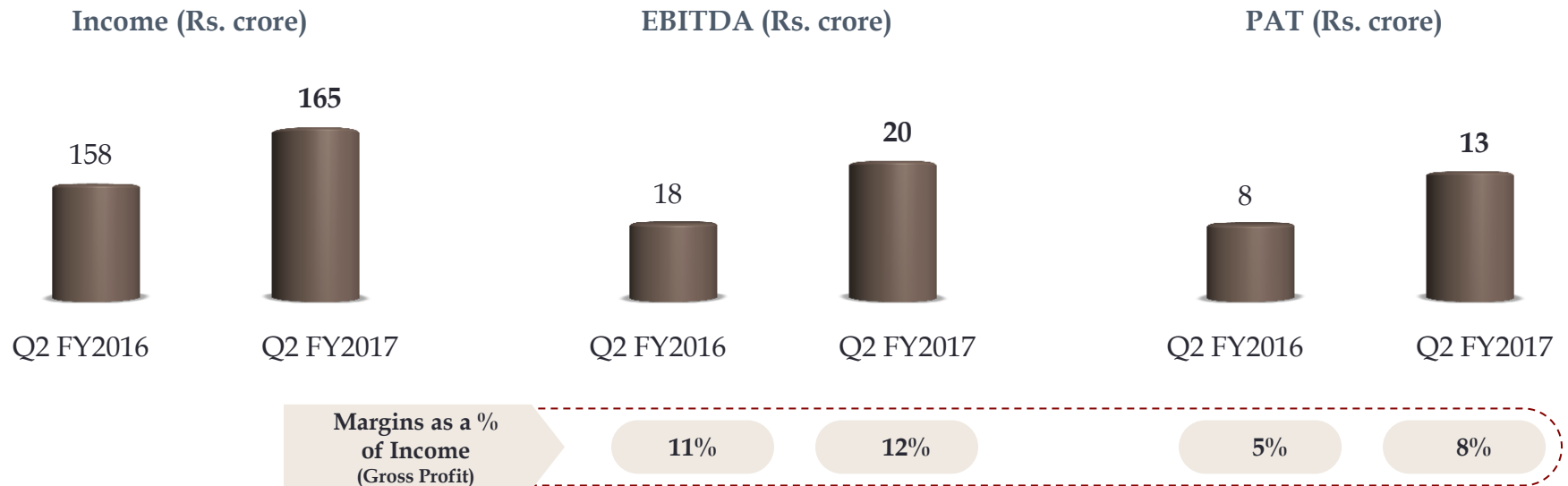
CUSTOMERS
ADDED IN THE
LAST 24
MONTHS

Note:

Income represents Gross profit, which is actual receipt of payment for PDS Multinational Fashions.

Q2 FY17 – Performance Highlights

Delivers a healthy quarter backed by strategic operational progress & robust financials



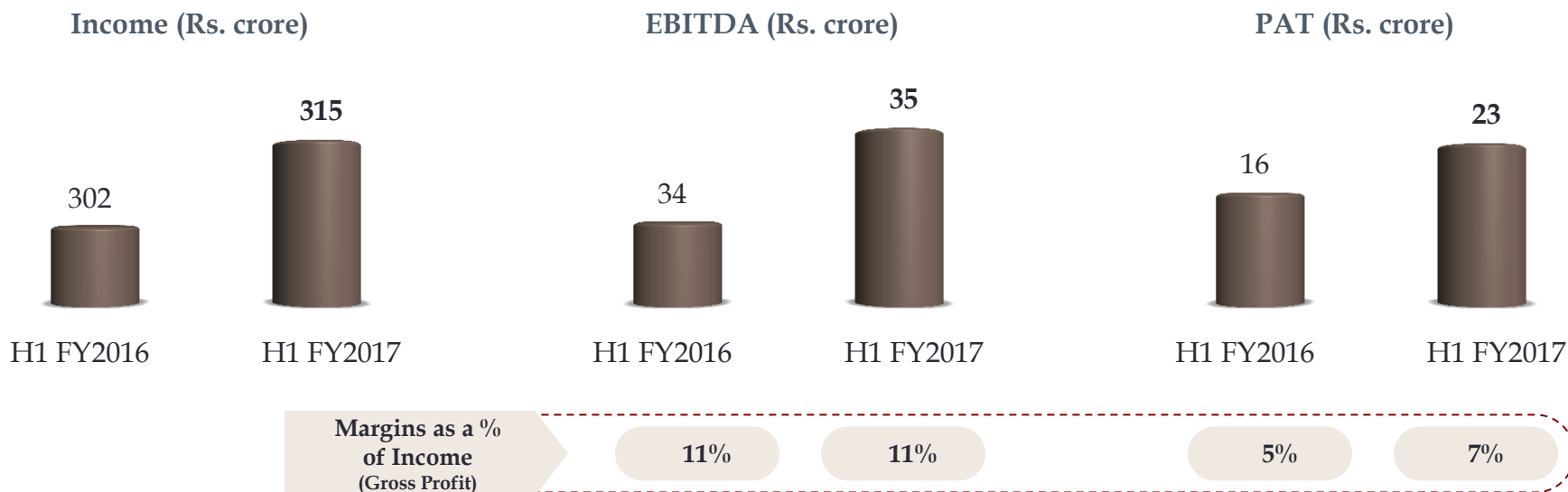
- Revenues stood at 1,197.82 crore, higher by 10%
- Income stood at Rs. 164.98 crore during Q2 FY17, registering an increase of 4% Y-o-Y
- EBITDA at Rs. 20.31 crore, translating into EBITDA margin of 12%
- PAT marked a significant improvement at 68% Y-o-Y, further translating into margins at 8%
- EPS solid at Rs. 3.95

Note:

- Income represents Gross profit, which is actual receipt of payment for PDS Multinational Fashions.

H1 FY17 – Performance Highlights

Solid performance during the first half of the fiscal, especially considering the sluggishness across the macro-economic landscape



- In H1 FY17, Revenues improved by 7% to Rs. 2,215.09 crore
- Income stood at Rs. 314.76 crore, registering a growth of 4% on Y-o-Y basis
- EBITDA stood strong at Rs. 34.77 crore, higher by 3% on Y-o-Y basis
- Correspondingly, PAT was at Rs. 22.61 crore, translating into an EPS of Rs. 6.51

Note:

- Income represents Gross profit, which is actual receipt of payment for PDS Multinational Fashions.

Healthy progress on upcoming Manufacturing facilities in Bangladesh under Progress Group and Green Smart Shirts(GSS) Group

- Progress Group and GSS Group structured to conduct business as per customer requirements either directly from Bangladesh or Hong Kong - significantly augments the Company's footprint across key markets
- Group has been allotted 452,000 sq. ft of land at Ishwardi by BEPZA, Bangladesh, to set up a garment manufacturing unit to produce Casual jackets and Knits
- Allotted a ready to set up manufacturing unit of 270,000 sft at Adamjee Export Processing Zone near Dhaka, will be establishing a facility with 50 lines/2500 machines to produce Woven-School wear, Formal trouser, Chino, Denim Jeans. Another 100,000 sq ft of area will be used for setting up washing, ETP and utilities
- Setting up a shirts manufacturing unit (men, women & children) across a 7 acre land in Mawna, Sripur District in Bangladesh equipped to produce about 7 million pieces annually ~ 30 lines / 1500 machines

Enhancing focus on the technology business - To develop and offer cloud-based software and mobile applications in HRM

- Development center in India, working on a cloud-based HRM solution & application for SMBs

Abridged Profit & Loss Statement - Consolidated

Rs. crore

| Particulars | Q2 FY16 | Q2 FY17 | H1 FY16 | H1 FY17 |
|--|-----------------|-----------------|-----------------|-----------------|
| Revenues | 1,093.73 | 1,197.82 | 2,069.42 | 2,215.09 |
| Material Cost | 935.25 | 1,032.84 | 1,767.60 | 1,900.33 |
| - Purchases of Stock-in-Trade | 861.27 | 1,007.81 | 1,651.93 | 1,843.09 |
| - Changes in Inventories of Finished Goods , Work-in-Progress and Stock-in-Trade | 73.98 | 25.03 | 115.67 | 57.24 |

| Line No. | Particulars | Q2 FY16 | Q2 FY17 | H1 FY16 | H1 FY17 |
|----------|--------------------------------|---------------|---------------|---------------|---------------|
| 1 | Income (Gross Profit) | 158.48 | 164.98 | 301.83 | 314.76 |
| | Employee Expenses | 61.58 | 63.79 | 120.38 | 130.63 |
| | Other Expenses | 79.38 | 80.88 | 147.62 | 149.36 |
| 2 | EBITDA | 17.51 | 20.31 | 33.83 | 34.77 |
| | EBITDA Margin (2/1) (%) | 11.05% | 12.31% | 11.21% | 11.05% |
| | Depreciation | 2.50 | 3.20 | 6.10 | 6.40 |
| | Finance Cost | 4.48 | 3.36 | 8.53 | 6.57 |
| | Profit Before Tax | 10.53 | 13.75 | 19.19 | 21.80 |
| | Tax Expenses | 2.83 | 0.79 | 3.47 | (0.81) |
| 3 | Profit After Tax | 7.70 | 12.97 | 15.73 | 22.61 |
| | PAT Margin (3/1) (%) | 4.86% | 7.86% | 5.21% | 7.18% |

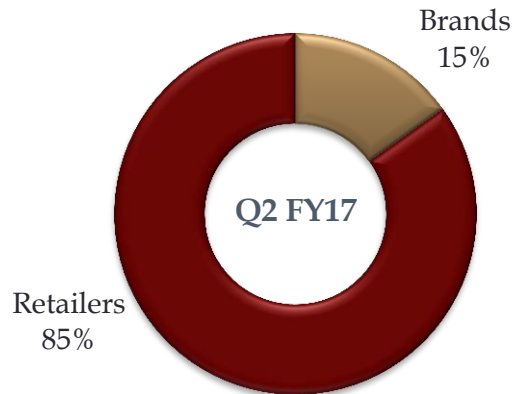
Abridged Balance Sheet - Consolidated

Rs. crore

| Particulars | As at March 31, 2016 | As at Sept 30, 2016 |
|------------------------------|-------------------------|------------------------|
| a) Non-current Assets | 264.59 | 260.74 |
| | | |
| b) Current Assets | 1,174.93 | 1,110.06 |
| - Inventories | 50.27 | 43.86 |
| - Trade Receivables | 775.23 | 596.19 |
| - Cash & cash equivalents | 198.75 | 254.65 |
| - Others | 150.69 | 215.36 |
| | | |
| Total | 2,614.46 | 2,480.87 |
| | | |
| Total Revenues | 4,276.77 | 2,204.82 |
| Working Capital | 294.14 | 155.59 |
| Working Capital Days | 15 | 14 |
| Inventory Days | 4 | 4 |
| Debtors Days | 66 | 49 |
| Creditors Days | 36 | 29 |

Key Metrics – Q2 FY17

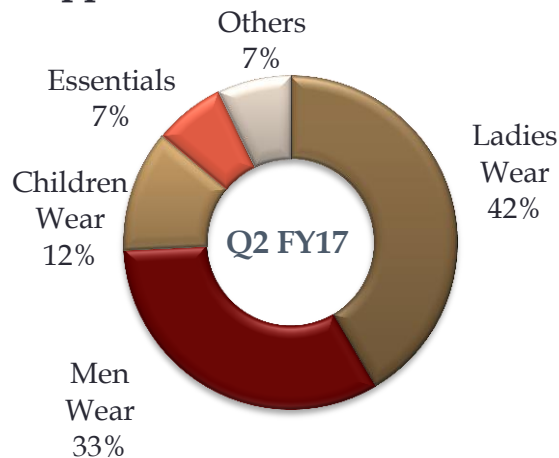
Customer-wise Revenue Break-up



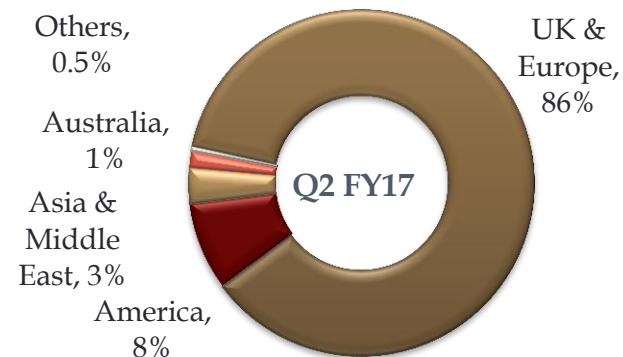
Product-wise Revenue Break-up



Apparel-wise Revenue Break-up



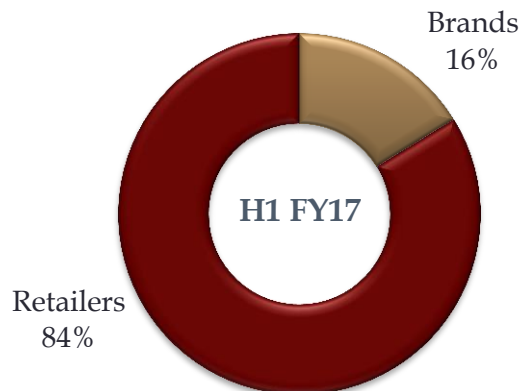
Region-wise Revenue Breakup *



Note: * Based on customer locations, reclassified wherever necessary

Key Metrics – H1 FY17

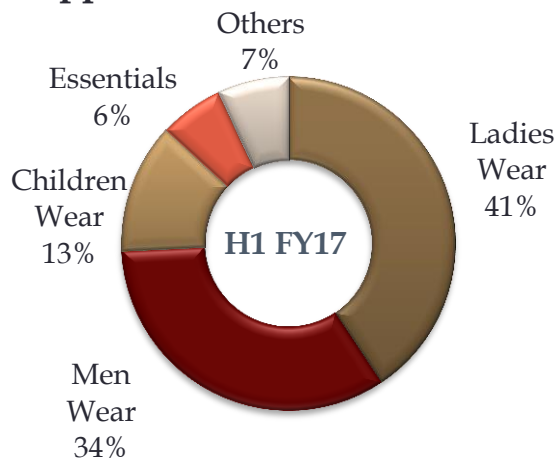
Customer-wise Revenue Break-up



Product-wise Revenue Break-up



Apparel-wise Revenue Break-up



Region-wise Revenue Breakup *



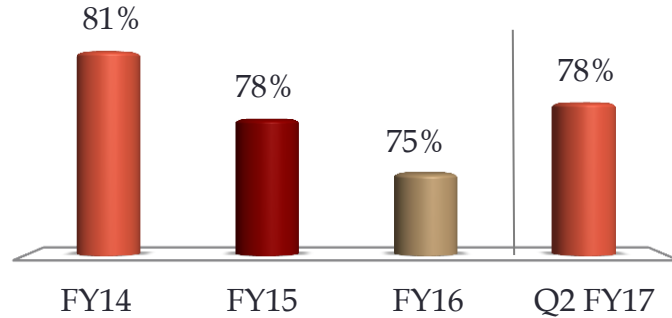
Customer Profile*

Customer-centric organization

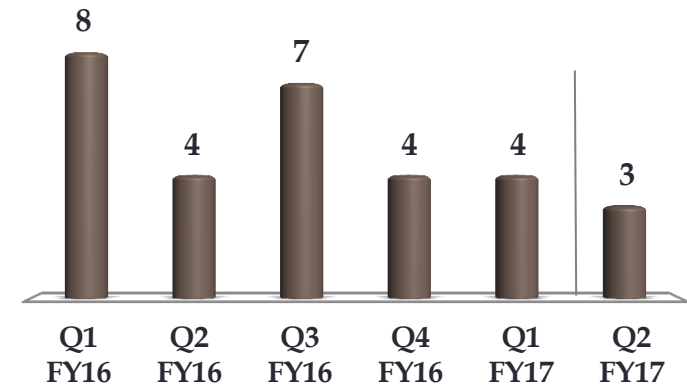
Customer base of 190+
Global Leading Retailers and
Brands

Long-term relationships with
25 brands

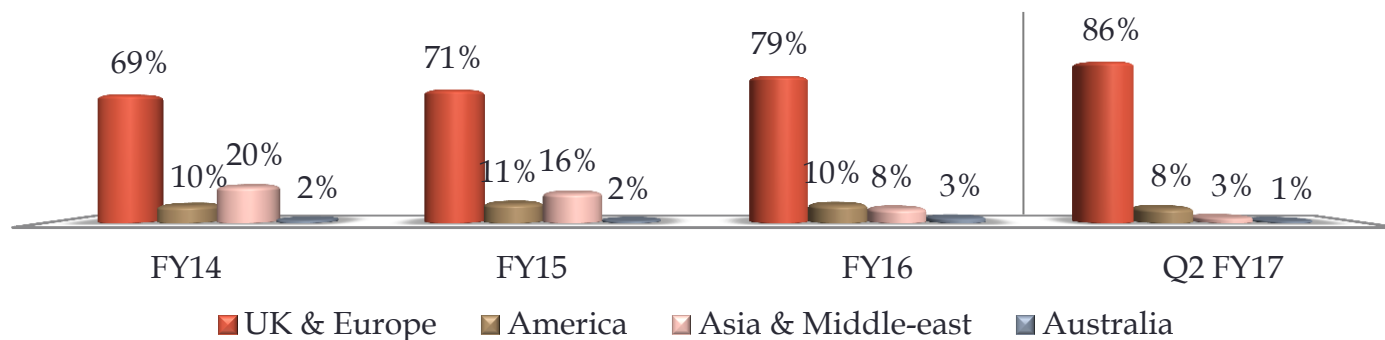
Revenue Contribution from Top 15 customers



Customer Additions (Nos)



Geographic Break-up of Customers



* Customers with sales value more than USD 100K

Commenting on the performance, Mr. Pallak Seth, Vice-Chairman, PDS Multinational Fashions, said,

"We are pleased to report a healthy set of results during the quarter and first half of the fiscal, registering a solid PAT growth of 68% in Q2 FY17. The robust growth radiates from our strong and diverse set of business skills coupled with a solid domain expertise. The period also saw notable progress marked across our operational agendas and key strategic parameters; our focus on improving scalability of our business model across key markets continues to gain a strong momentum.

Well-entrenched relationships with customers have, over time, helped us enhance our foothold beyond domains and geographies, imparting better business visibility. Our upcoming manufacturing facilities in Bangladesh are progressing well and moving ahead, we will continue to focus on scaling-up capacity across markets. Overall, we are positive about the prospects for our established and growth business segments and we believe, the Company is well-placed to capitalize on potential opportunities, given the unique business model, stellar brand equity, strong compliance policy, and an overall enriched business profile"

Wide Global Footprint to support long-term growth plans



- Over the last few years, PDS Multinational Fashions has widened its presence all across the globe
- Well entrenched relations with Retailers and Customers have further boosted group's global reach

Development & Design


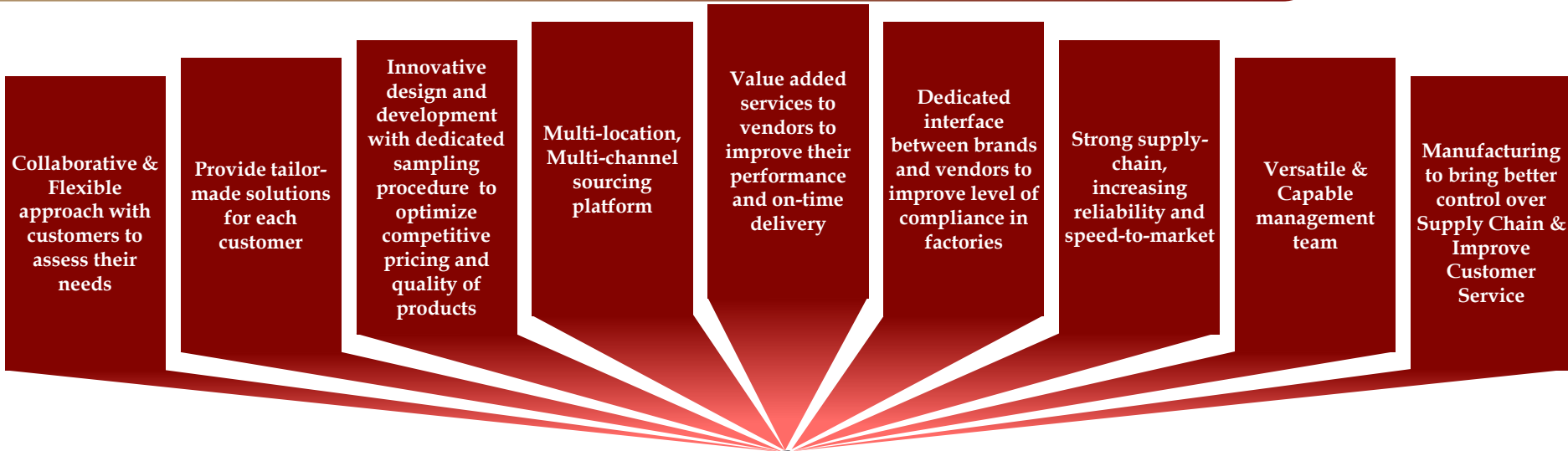
- **Design-driven Company**
- **Over 150 in-house designers**
- **Develops over 1,000 new styles every month**
- **Produces over 10,000 samples every month**

| Design Studio & Product Development Centers | |
|---|------------|
| Asia | Hong Kong |
| | Sri Lanka |
| | Bangladesh |
| | China |
| | India |
| UK & Europe | London |
| | Manchester |
| | Turkey |
| | Spain |

Capacity Utilization

- **Asset-light model**
- **Strong pool of over 1,000 outsourced factories in the various sourcing markets of the world**
- **The Company will be setting up Manufacturing facilities in Bangladesh under Progress Group and Green Smart Shirts(GSS) Group**
- **Sri Lanka facilities have been restructured and operates with 1,000 machines**

PDS - Operational Overview



Multiple Quality Checks of Consumer Goods



Efficient & Timely Delivery of Products to End-customers



Higher Consumer Satisfaction | Enhanced Brand Name | Financial Performance



Lateral Growth

- Enhancing levels of engagement with existing customers
- Business from repeat customers accounts for ~90% of the overall revenue
- Global presence being augmented leading to improved market penetration
- Scaling up distribution network in the Australia, Brazil, India, Middle Eastern Countries and LatAm
- Aggressively focusing on improving market share in the Emerging Markets, thus enhancing export share revenue



Optimizing Agency Model

- Improving focus towards agency model of operations with large retailers
- Safeguarded profitability margins
- Reduced operational costs
- Currently, revenue contribution from agency model around 5% – aiming for 10% in the longer-term
- Customers include ANWB (Exclusive), Trampolin, Wool worth and Wibra



Manufacturing Capacity Expansion

- Capacity expansion to assist medium term growth
- New dedicated facilities to be set-up in Bangladesh under Progress Group and Green Smart Shirts(GSS) Group
 - Land measuring 1,72,000 sq. ft allocated by Ishwardhi BEPZA to Progress Group
 - Progress Group also allotted a ready manufacturing-building of 135,000 sq ft at Adamjee
 - GSS Group setting up a shirts manufacturing unit on a 6 acres land



Strengthening Sourcing Base

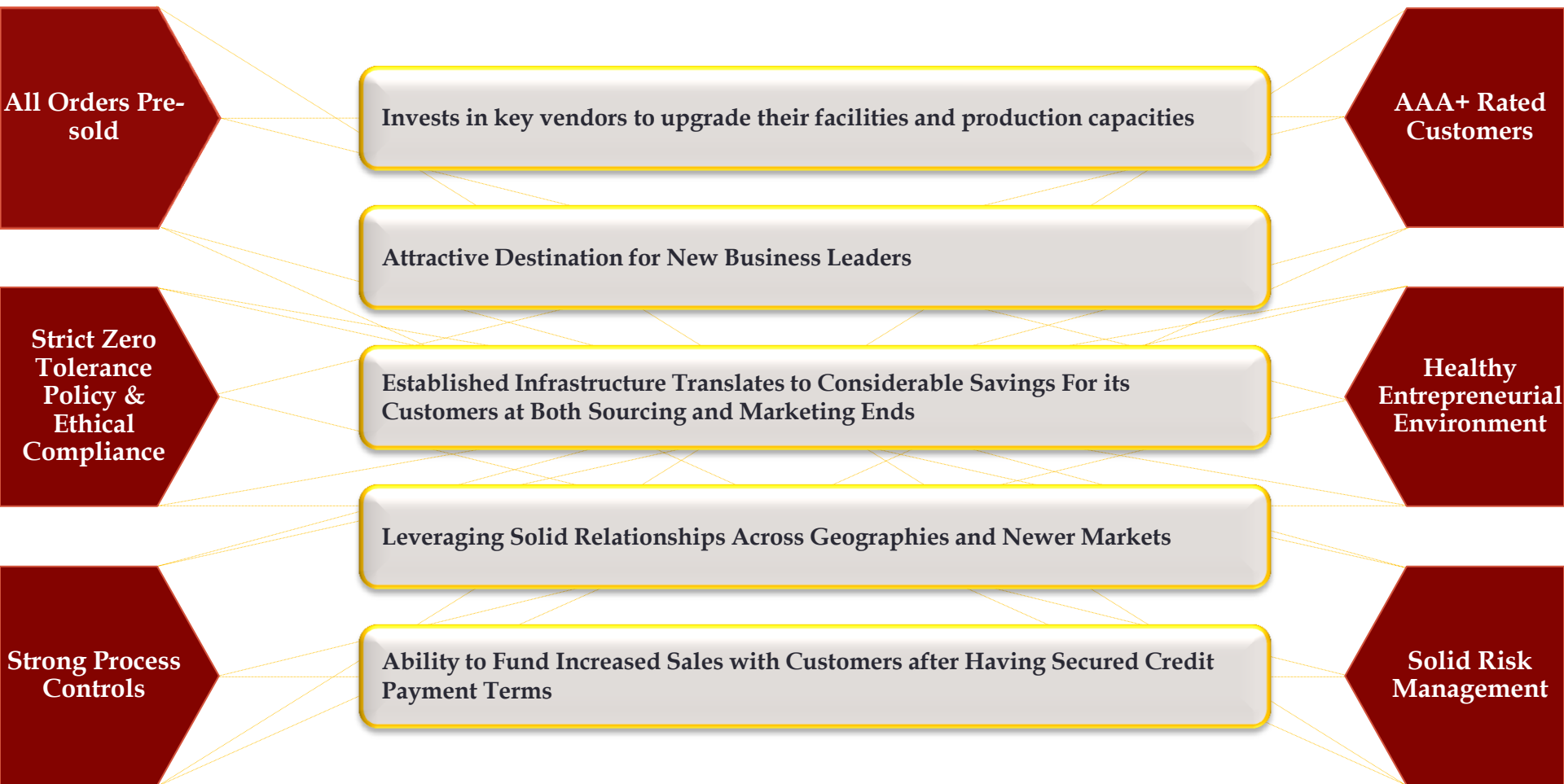
- Diversifying and Expanding the sourcing base to newer regions
- Optimize Sourcing Base by financing Factories
- Focuses on improving the technical and ethical compliance at each factory
- Focusing on extending virtual manufacturing operations in select regions
- Expanding footprint in manufacturing markets - Bangladesh, Cambodia, China, India, Myanmar, Pakistan, Sri Lanka, Turkey



Embarking Technology Business

- Forayed into Technology business to develop and offer cloud-based software and mobile applications in HRM
- Development center set up in India. Teams employed to work on a cloud-based HRM solution & application for SMBs
- Focus towards developing affordable cloud-based applications
- In a space currently occupied by large ERP companies providing expensive solutions, the Company will deploy cost-effective solutions

A Win-win Business Model



PDS Multinational Fashions Limited

PDS Multinational Fashions Limited is a global organization that is a strategic manufacturing partner to major brands and retailers. In addition to the broad range and diversity of consumer products available through its extensive international sourcing network, PDS Multinational Ltd has strength and expertise in custom product design and development to provide total global sourcing solutions for its customers. The Company was established three decades ago by Mr. Deepak Seth and is currently helmed by the second generation of promoter family.

PDS Multinational Fashions Ltd operates a vast global network covering over 31 offices, 18 countries and over 2,300 employees across UK, Europe, Americas and Asia. The Company has implemented a strong global compliance program and has set a Zero Tolerance Violation and Critical Violation policy that aims at improving end-to-end transparency and visibility.

For more information, visit www.pdsmultinational.com

For further information, please contact:

**Chandra Sekhara Reddy, Company Secretary,
PDS Multinational Fashions**

Tel: +91 80 6765 3030

E-mail: bcs.reddy@pdsmultinational.com

**Gavin Desa / Shikha Kshirsagar
CDR India**

Tel: +91 22 6645 1237/ 6645 1243

Email: gavin@cdr-india.com
shikha@cdr-india.com



Thank You